

FOCUS - ON - PATIENTS

 corpuls®

DOCTOR

I AM
NO
HERO
IT'S MY JOB



corpuls³



corpuls³



MONITORING UNIT

The monitoring unit is the operating interface of the **corpuls3**. The functionally shaped handle and the all-around shock protection furthermore ensure that the lightweight monitor withstands even the toughest conditions.




PATIENT BOX

The lightweight module can remain directly with the patient during the whole operation. Thus, the patient can be monitored continuously even during transfer.



DEFIBRILLATOR/PACER

The modular design of the **corpuls3** allows the complete undocking of the defibrillator/pacer. This ensures the highest level of functionality and flexibility during the mission.



**I AM
NO
HERO**
IT'S MY JOB

SPECIFICATIONS

General Specifications:

- Dust and splash-proof (IP55)
- Vibration- and shockproofed according to DIN EN 1789
- MIL STD 810 G* (US Military Standard)
- RTCA DO 160 F*
RTCA DO 160 G (SLIM-Module)* (aircraft approved)
- Li-Ion Battery (3 batteries, identical in construction)
- Power supply 12 V DC, 100 - 250 V AC with mains adapter
- Dimensions compact device (HxWxD): 29.6 cm x 30.5 cm x 19.5 cm (SLIM)

Monitoring unit:

- 8.4" colour display, transfective, backlit
- 6 traces/13 vital parameters
- All-around impact protection
- Printer: paper width 106 mm, paper length 22 m
- Weight: 2.7 kg
- Dimensions (HxWxD): 29.5 cm x 30.5 cm x 12 cm

Patient box:

- **corPatch CPR** feedback sensor
- 12 lead diagnostic ECG, HR, BR, NIBP, CO₂, 4xIBP, 2xTEMP, SpO₂, PP, PI, SpCO, SpMet, SpHb
- CompactFlash® storage
- Acoustic alarm; microphone for voice recording
- Accessory bag for cables and sensors
- Weight: 1 - 1.3 kg (without accessories)
- Dimensions (HxWxD): 13.5 cm x 26.5 cm x 5.5 cm

Defibrillator/Pacer unit:

- Biphasic, rectangular waveform, full impedance compensation
- AED protocol according to the current ERC/AHA guidelines
- 2 to 200 Joules, configurable energy protocol
- smartMetronome
- Weight: 2.3 kg (SLIM, without accessories)
- Size (HxWxD): 22 cm x 28 cm x 12 cm (SLIM)

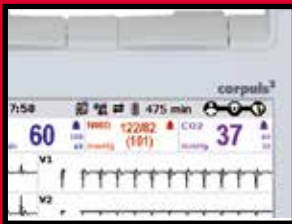
*Learn more on www.corpuls.com



ENERGY MANAGEMENT

For the secure and failure-free operation the corpuls3 has a sophisticated energy management with big benefits:

- Battery life of up to 10 hours when used as a compact device
- Complete battery charge in approx. 2 hours
- Remaining run time in minutes shown on the display



BRACKETS

There are different bracket options available for the safe mounting of the corpuls3 and its modules.

- Fulfillment of the standard DIN EN 1789
- Bracket for monitor with or without swivel mechanism
- Integrated power supply (optional)



Bracket for monitoring unit



Bracket for patient box



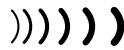
Bracket for compact device/defibrillator

Data transmission with corpuls.web

Medical data transmitted by the emergency medical service using the corpuls3 are displayed live in the browser-based application corpuls.web. In this manner, the in-hospital specialists can prepare optimally for the patient and his clinical needs. The clinicians can furthermore support the staff on site with clinical recommendations.



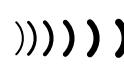
Emergency Site



Data reception



Recommendation/Therapy



- Real time data transfer of all curves and vital parameters
- Display, measurement and forwarding of 12-lead diagnostic ECGs in various formats (e.g. PDF, SCP)
- Ability to forward the 12-lead diagnostic ECG to E-Mail address(es)
- Time synchronization with the server
- Automatic FTP-Upload of completed missions for further processing in corView2



▶ CPR FEEDBACK IN REALTIME

The corPatch CPR feedback sensor is placed on the pressure point and measures compression rate and compression depth.

- Display of compression rate (graphic/numeric) and compression depth (graphic)
- Voice messages with feedback and advice for improvement (configurable)
- Flexible use with corPatch therapy electrodes or shock paddles

corPatch CPR is a licensed product of ZOLL Medical Corporation.

Mission debriefing with corView2

After a mission, particularly a resuscitation, detailed debriefing with the emergency medical staff involved in the mission is necessary. With corView2, the entire mission data can be read out, visualised and analysed.

- Analysis of multiple CPR parameters (e.g. compression depth, compression rate)
- Continuous recording of ECG curves and vital parameters
- Depiction of CO₂ values and invasive blood pressure measurements as curves





Multitalented

For the safe use in extreme situations patient monitors/defibrillators are subject to exacting requirements and stress. The corpuls3 supports professional users taking care of patients in the most demanding environments.

- Intuitive and safe operation for extensive monitoring, diagnosis and therapy
- Uninterrupted monitoring of critical patients in the emergency room, during transport within the hospital, during medical examinations (e.g. CT) and in the ICU
- 12-lead ECG with measurement, interpretation support and large printer for reliable diagnosis
- Internal shock spoons in three different sizes 46.6 cm², 18.25 cm², 11 cm²
- Extremely high dust and splash protection in accordance with IP55
- Reliable operation at temperatures ranging from -20 °C to +55 °C (basic functions: ECG monitoring, defibrillation)
- Fulfillment of the standard MIL STD 810 G (US military standard)
- Fulfillment of the valid internationally standard RTCA DO 160 G (Airborne Equipment)
- Use in conjunction with night vision goggles possible (NVG mode)



U N L I M I T E D S T A N D - B Y D U T Y

10 M

HEARTBEATS PER WORKING DAY

FOR SOME OF THE WORLDS BEST MEDICAL DEVICES



For over 30 years, **corpuls®** has developed and produced innovative high-end equipment for emergency and intensive care medicine. Today, over 200 hearts in our headquarters in Kaufering have each beat around 50,000 times every working day aspiring to meet the high standards of rescue workers from over 60 countries across the world.

corpuls defibrillators, patient monitoring systems and chest compression devices have set the standard since day one in the realisation of the most advanced insights in medical science, as well as in terms of innovation and ergonomics and so guarantee reliable and trusted aid in the struggle for the preservation of human lives.

The long-standing deployment of the equipment under the most difficult conditions and tens of thousands of satisfied customers are the best evidence of the success of the route we have taken and are the daily motivation for our team.

GS Elektromedizinische Geräte G. Stemple GmbH

Hauswiesenstr. 26

86916 Kaufering / Germany

Phone: +49 8191 65722-0

info@corpuls.com

www.corpuls.com



*Detailed information on corpuls.com
corpuls® products will be available for sale in specific countries only. For availability please contact info@corpuls.com. Printing errors as well as construction and design modification reserved. All mentioned names of products are registered trademarks of the respective owners.
Art.-Nr. 76139.30020 Vers. 1.1 (06/16)